

# STX-6000

The STX-6000 is a power amplifier designed in order to satisfy the needs of sound in large surfaces and live Systems. A high power is offered by a reduced space. The AB+B technology of amplification permits high quality of sound.

This equipment is designed for using in fix installations. For that reason, it is provided of a powerful power supply and a large rank of work temperatures through the dissipation of aluminium, which has a high efficiency and is installed with ventilation by force. The amplifier can work with 4Ω charge including the bridge mode for setting to 8Ω charge.

A singular characteristic of stereo amplification is the adding of an auxiliary priority input which permits the integration of it in LDA public address system. It is the best way for the security and the availability of voice or evacuation messages.



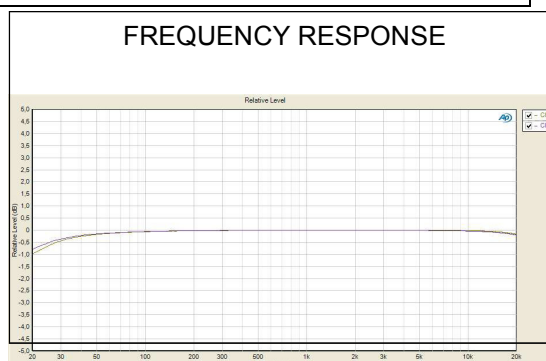
## Features:

- Total power: 1200W for 2 heights of Rack.
- Security front panel without any accesible control.
- Separated ventilation for each channel.
- Adjustable gain continuously for each channel and auxiliary input.
- Slow start for avoiding high peak currents.
- Phoenix connectors are detachable for easing the installation.
- Monitoring possibilities by means of the state of LDA flag interface.
- Lighting indicators for easy understanding which show the start, protection, stand-by, priority, bridge mode and signal loading bar whitth 8 leds for each channel.
- Temperature protection, DC, infrasonic y short circuit.
- Power supply by means of a high power toroidal transformer.

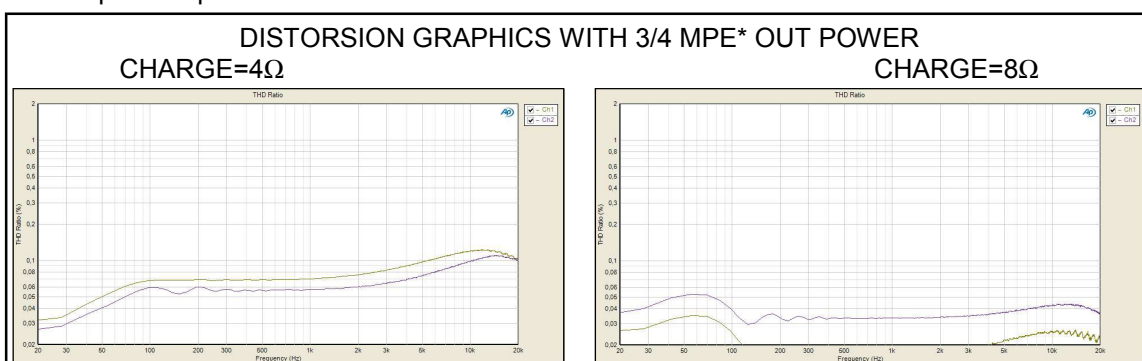
# STX-6000

TECHNICAL SPECIFICATIONS	
Supply:	220—240~ 50Hz
Consumption:	1400W@1kHz
Input connectors	Detachable terminal block 3.81
Sensitivity	0.7 V rms for specified power
Gain	37dB
Frequency response	20 Hz-20kHz +/- 0.3dB
Output connectors	Detachable terminal block, cable with screw for fixing.
Charge of impedance	8 $\Omega$ , 4 $\Omega$ Stereo, 8 $\Omega$ bridge mode
Out power	300W @ 8 $\Omega$ ST, 600W @ 4 $\Omega$ ST, 1200W @ 8 $\Omega$ bridge
THD+N	<0.05%
Signal/Noise ratio	>100dB 20-20kHz with balance of A type.
Protections charge	Mute during the start and stand-by state with DC voltage.
Weight	21.5 Kg
Dimensions	88 x 483 x 405 mm (height x width x depth) Equipment for two heights of 19" Rack

CONSUMPTIONS		
SIGNAL	8 $\Omega$ CHARGE	4 $\Omega$ CHARGE
WITHOUT SIGNAL	0,06 A	0,07 A
1/8 DE PE*	1,12 A	2,20 A
1/3 DE PE*	2 A	4,2 A
PE SINE 1khz	2,82	5,54



\* PE. Specified power



# STX-6000

## Specifications for Engineers and architects

The Power amplifier has a solid state using complementary output transistors. The amplifier must work with 230V~50Hz and a consumption of 540VA or less at the same time that one random program is playing and using 1/8 of the specified power for 8Ω charge. The main connector of supply is the model: 320-C19 16<sup>a</sup> IEC with detachable cable. The equipment will have a security switch-fuse of 8A which will be accessible in the rear panel.

The amplifier will have ventilation by force in order to freezing by means of fans, which are controlled by temperature. The air flux will rush into the equipment through the front panel and will cross the equipment to the rear panel. The equipments will be installed without any distance between them when they are mounted in the Rack. The amplifier must be capable to work with the specified power continuously for environmental temperature (30°C).

The power amplifier will contain two separated channels which are supplied by a lineal power supply with transformer designed to 1500VA. The protection system will be synchronized and the protection will be turned off when the failure is disappeared. Each channel must monitor the temperature to turn on its fan and protect the equipment by the mutation of the signal. Both channels must have mute state during several seconds to turn on the equipment. The amplifier must include continuous protection. The equipment must work with AB+B class for each channel.

The front panel will have the following features: lighting signs for starting, stand-by, protection of each channel, bridge mode and priority mode activate for auxiliary redundant system. Furthermore, it will have a loading bar of 8 steps which are able to show the signal from a signal level of -42dB to clip (including themselves). To increase the security, it will not have any front control. The gain controls, which are configurable, can be set in the rear panel.

The amplifier will be designed for working with 4 Ohms charges for channel. It permits the connection by bridge mode of 8 Ohms charges or 100V lines. The output connectors will be detachable and Phoenix type and include a separate connector for each channel and output bridge.

The inputs will be located on the rear panel and they will be connected by plug-in Phoenix connectors, which will have 3 pins for each channel and priority input. Furthermore, it will wear a 2 pins connector for the manoeuvre of input line with the possibility of work by 5V or 0V logical activation. The inputs will be balanced with 10KOhms of charge impedance and under rejection in common mode with almost 70 dB.

The amplifier will have an auxiliary input which must connect the auxiliary system by LDA with the redundant audio distribution and the internal matrix in order to launch the auxiliary input signal to both channels. The auxiliary input will be activated by a logical control signal and it will become to the priority signal.


It will be offers a SUB-D connector of 9 pins for monitoring the amplifier state by remote mode using logical Flags and contact-locks of common pole. It will have a sliding selector for setting the bridge mode.

Each channel will be capable of obtaining the following results by both working channels: Power output of 300W for 8 Ohms and the distortion will be less than 0.05% , 480 W for 4 Ohms and the distortion will be less than 0.06% and 950W for bridge mode by 8 Ohms charge with distortion less than 0.05%.

The frequency response to the specified power will have a deviation smaller to 0.2dB among 20 Hz and 20KHz. The input sensitivity will be of 0.707 V rms (0 dBm). The signal/noise ratio will be upper to 100 dB among (20Hz-20KHz) with a balance belongs to the A type.

The casing of the amplifier will be designed for installing it into a 19" Rack. It will take up two heights of Rack. The weight of the amplifier will be 22 Kg or less.

# STX-6000



Rear view of equipment

POWER AMPLIFIERS