



CF-51T



The CF-51T of LDA is a two ways speaker made by a 5 & 1/2" driver for mounting on 70/100V lines and low impedance. It gives an extensive power range: 6/3/1.5W to 100V.

An optimum frequency response is get thanks to the crossover filter.

The installation on ceiling is easy because it has pressure screws in the plastic frame.

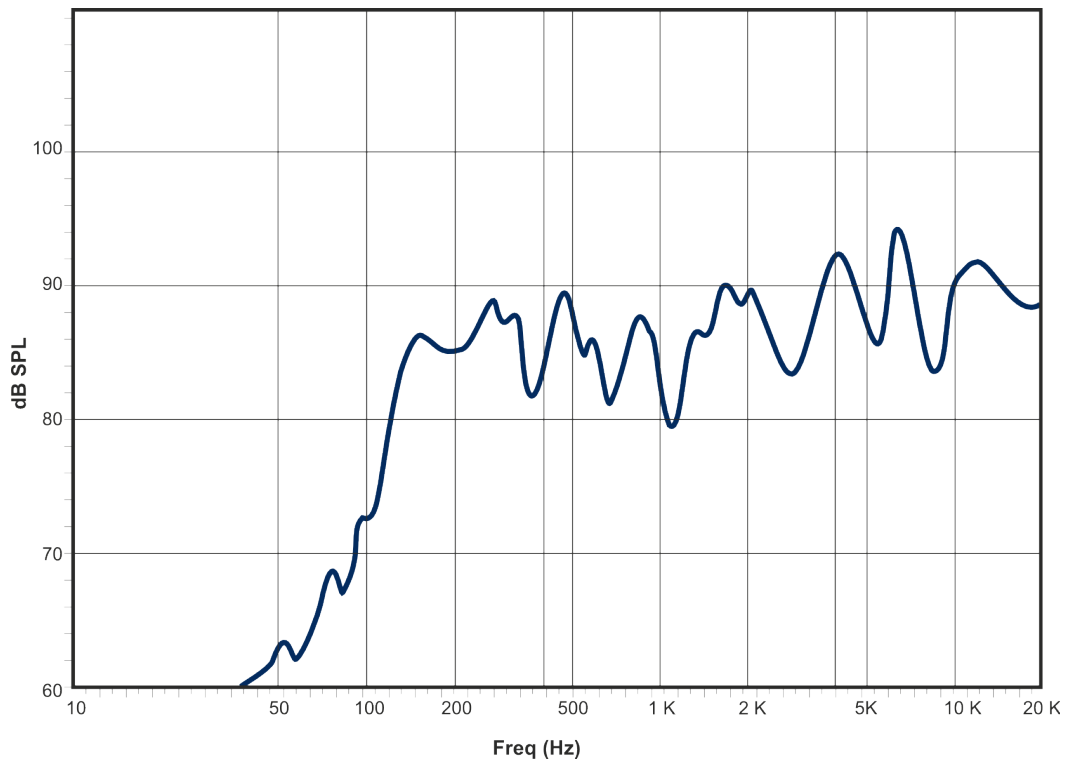
Features:

- High performance
- Elevated quality of music and voice playback
- Low losses transformer for 70/100V PA lines
- Easy installation
- Metallic grille transparent acoustically

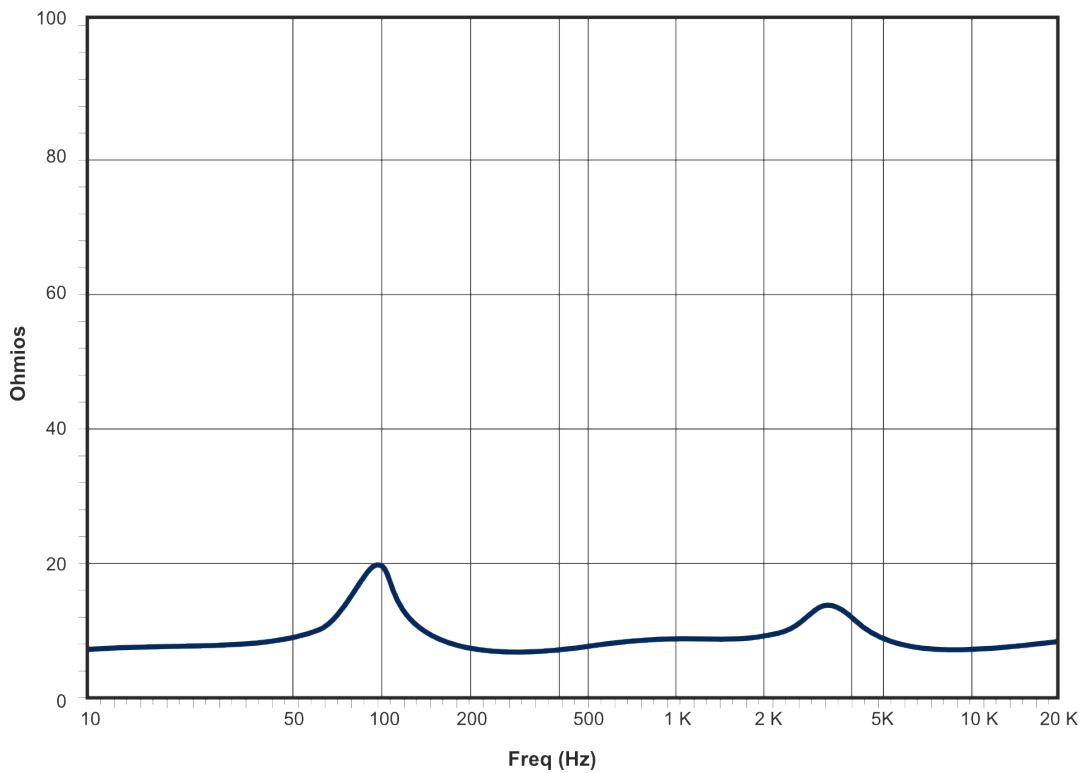
TECHNICAL SPECIFICATIONS	
NOMINAL POWER	12 W RMS
FREQUENCY RESPONSE	100 Hz- 20 kHz
SENSITIVITY	88 dB +/- 3 dB
SPEAKER IMPEDANCE	8 Ω
TRANSFORMER (70/100V)	6/3/1.5 W @ 100 V 6/3/1.5/0.75 W @ 70 V
CONNECTOR	Terminal block
DIMENSIONS (diameter x depth)	203 x 80 mm
DRILL HOLE FOR MOUNTING	170 mm
WEIGHT	1.2 kg

CF-51T

Frequency response:



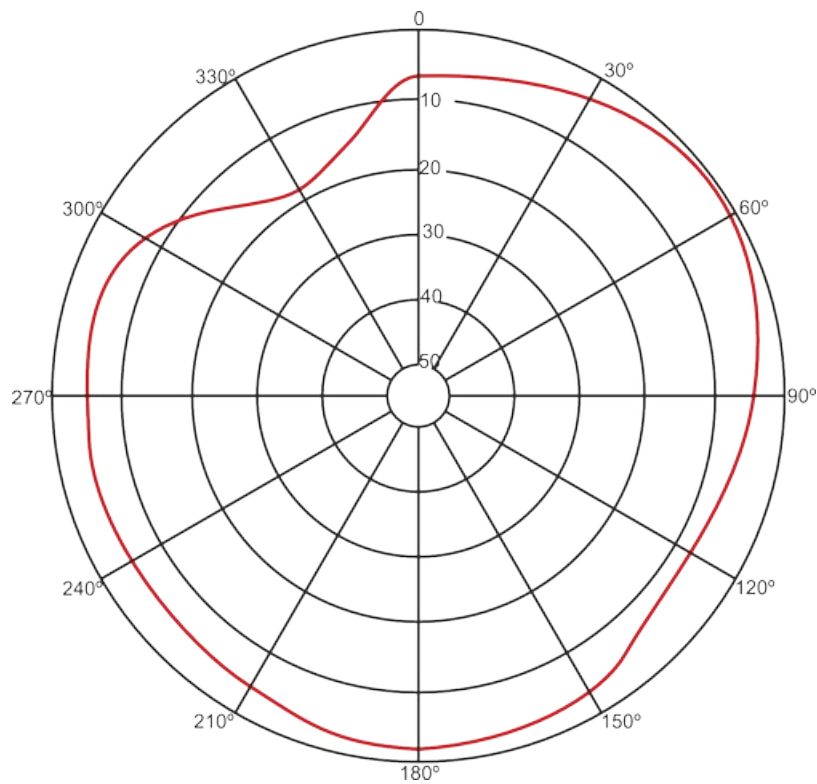
Impedance: 8 Ω .



CEILING SPEAKERS

CF-51T

Polar diagram



CEILING SPEAKERS

SPECIFICATIONS FOR ENGINEERS AND ARCHITECTS

The CF-51T speaker will have circular shape and it will be compound by a 2 ways PP speaker, which will be built by a 5" woofer and a 1/2" tweeter. It will have a low losses transformer for 70/100 V lines. The power taps will be: 6/3/1.5 W @ 100 V.

The frame and the clutches for the installation will be made in white RAL 9016 ABS. The grille will be transparent acoustically and it will be paint in white RAL 9016 colour.

The dimensions will be 203mm diameter and 80mm depth. The drill hole for mounting will have 170mm diameter. The ceiling mounting will be made by the plastic pressure screws contained in the frame.

The total weight will be 1,2 kg.

All the versions of this product will fulfill the CE marked.

Warranty: 2 years

Product Code: LDACF51TS01

Sound Tests:

1. Power:

Pink noise is introduced and amplified trough the whole band width obeying the standar IEC 60268-5. If the maximum power or the speaker is reached, the noise is cut. Then, the speaker is checked. It must not present visible damages or losses of features 100 hours or working.

2. Sensitivity, frequency range and impedance.

It is introduced several sinusoidal impulses which have different frequency to 1W of power level from the nominal impedance of the speaker. The average sound pressure level (dB-SPL) is measured to 1 metre of distance with regard to the speaker in a anecoic environment.